

Investment objective

NUJOOM Aggressive Fund is a Sharia compliant multi-asset fund with a composition of Sukuk, global equities, private debt, and private equities. The fund is designed to keep 30%-50% of the fund's allocation in sharia compliant private equities and private debt.

Fund Manager Commentary

NUJOOM Aggressive fund ended the month of September down 0.4% with the NAV per Share at 114.5. As of September end, 40% of the portfolio was allocated to Sukuks, followed by 37% in Sharia compliant Private Debt, 19% in Private Equity and 4% in Equity and 0.3% in cash. Our Sukuk portfolio has an average coupon of 8.1% p.a. and a YTM of over 82%, with c.45% of this portfolio being investment grade. Our Private Debt investments are in a positive free cash flow Oil and Gas company in the UAE, with an annual coupon of 10%, and a tenure of 4 years. We have deployed 15% in Private Equity in a Pharma company that provides cold storage logistics solutions with a historical revenue CAGR of >60% (with the expectation of 50% CAGR in revenue in the next five years).

September has historically been the weakest month of the year and has registered negative returns in each of the past 4 years. Not this time though as the start of the Fed's monetary easing cycle, rate cuts in Europe, stimulus in China and hopes of a soft landing were supportive for risk assets. The S&P 500 rose another 2% as tech outperformed with the Nasdaq up 2.5%, whilst small caps lagged with the Russel 2000 up 0.5%. Elsewhere the focus was on Chinese stimulus, finally being perceived to be aggressive enough to turn around their stuttering economy. The Chinese market entered a bull market rising 19% in the month. This enthusiasm however did not broaden out beyond China with Europe down 0.5% and Japan falling 2.5%.

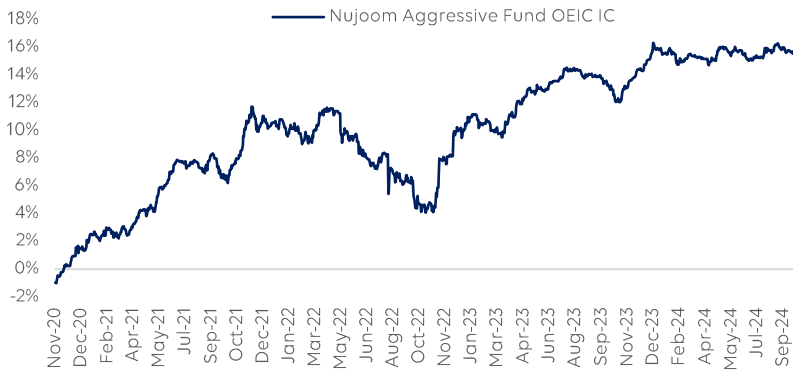
The US Federal Reserve (Fed) reduced its target rate range by a larger-than-anticipated 0.5 percentage points (%pts), to 4.75-5.00%, and signaled further easing ahead. Even so, money markets were still discounting a more dovish trajectory for US interest rate cuts over the near term. In Europe, the European Central Bank and Swiss National Bank both reduced their respective policy rates by 0.25%pts, to 3.50% and 1.00%. The Bank of England remained on hold, with the base rate at 5.00%.

Regional markets produced gains of 4.1% m/m on the DFMGI, 1.3% on ADX and a muted 0.7% on the TASI. YTD, the DFM continues to be the best performing GCC market (+10.9%), followed by the MSM (+4.4%), and TADAWUL (+2.2%).

Last month saw some reversal of the broadening out of the market into US small caps and European and Asian stocks that we had seen earlier in the quarter. Whilst monetary easing will eventually be supportive of economic growth, currently global growth is weak and it will take time for the positive effects to be felt. We remain positive on the technology sector as despite the weak environment companies continue to see far superior growth to other sectors. We would look to add to more cyclical sectors once we become more confident that monetary easing has begun to stabilize economic growth.

We anticipate that the median dot will indicate two 25 basis point cuts in 2024, followed by quarterly reductions that stabilize just above the longer-term rate (projecting rates of 4.825% and 3.625% at the end of 2024 and 2025). However, we believe the Fed will space out the cuts in 2025, as rapid reductions could refuel demand and reignite inflation. We also expect the longer-run or neutral rate to trend higher, eventually stabilizing between 3.25% and 3.50%. Regardless of our position in two years, it's likely that rates will be lower than they are now, making current policy rates quite appealing. With a patient approach to duration, you could achieve a 5% return in 12 months taking a minimal risk.

Fund Returns Since Inception



*Performance Fees of 20% charged since inception until June 2024

Return Statistics

	MTD	3M	6M	YoY	YTD	Inception
Nujoom Aggressive Fund OEIC IC	-0.4%	0.3%	0.2%	1.8%	-0.7%	15.5%

Fund Facts

Inception Date	Nov 2020
Domicile	Abu Dhabi Global Markets
Fund Currency	USD
Asset Class	Multi Asset
Geography	Global
ISIN	AE000A2QB2C7
Number of Holdings	19
Subscriptions/Fees	Daily / 0%
Redemptions/Fees	Daily / 0%
Leverage	0%
TER /Mgmt Fee	2.2% / 1.0%
Performance Fee	Zero
Fund Manager	Aarthi Chandrasekaran
Co Fund Manager	Jacob Robbins
Investment Manager	SHUAA GMC Limited

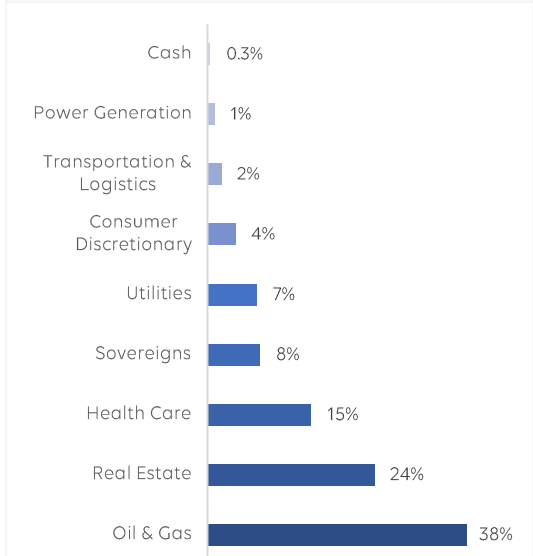
Portfolio Statistics

Fund AUM	\$18.8m
NAV per Share	114.5
DPS (2021)	1.00

Performance

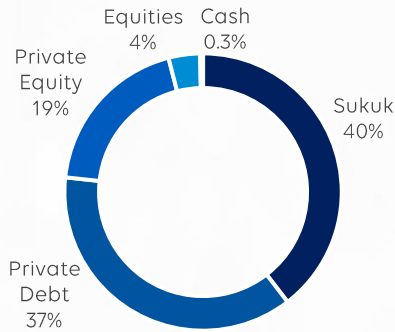
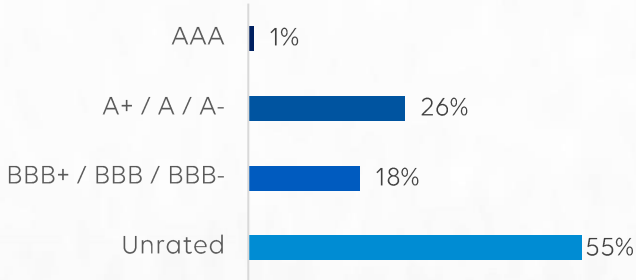
Annualised return	3.8%
Sharpe ratio	0.01
Standard deviation	3.0%
2023 returns	5.8%

Sector Allocation



Sukuk

Yield to Maturity	8.2%
Avg. Yearly Coupon (%)	8.1%
Avg. Credit Rating	CCC+
Avg. Maturity (Years)	7.0
Avg. Duration (Years)	4.5

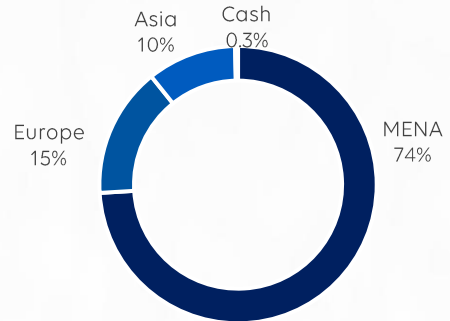
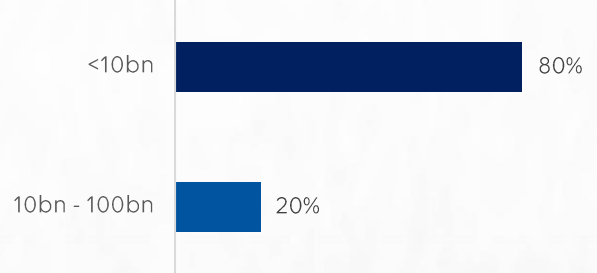
Asset Allocation

Sukuk Credit Rating Breakdown

Fund Management Sales

+971 2 610 8290

Amsales@shuaa.com

Equity

RoE	17.3%
Earnings Yield	7.6%
PE (12m Forward)	13.1x
EV/EBITDA (12m Forward)	N/M
Net Debt/EBITDA	N/M

Regional Allocation

Equity Market Capitalization Breakdown

Address
SHUAA GMC Limited

Al Khatem Tower, Floor 32

ADGM Square, Al Maryah Island

P.O. Box 764606, Abu Dhabi, UAE

Disclaimer: The opinions presented herein are based on general information at the time of writing and are subject to change without notice. SHUAA GMC Limited ("SHUAA"), SHUAA Capital psc ("SHUAA Capital"), and/or affiliate companies (together with SHUAA and SHUAA Capital, the "Group") does not and do not guarantee its accuracy or completeness. Shuaa GMC Limited is the "Investment Manager" (IM) which is a prudential category 3C licensed firm regulated by Abu Dhabi Global Market ("ADGM") Financial Services Regulatory Authority ("FSRA"). This information is intended only for qualified institutional investors that are professional clients or market counterparties, not an individual natural person. The content is provided within the UAE by SHUAA Capital. SHUAA Capital is regulated by the UAE Securities and Commodities Authority ("SCA") Neither SCA nor any other regulatory authority have reviewed or approved this content. This sheet is provided for informational purposes only. It is not an offer to sell or issue, or any solicitation of any offer to purchase, subscribe for or otherwise acquire, any securities, and nothing contained herein shall form the basis of any contract or commitment Any offering related to the subject matter of this communication will be made pursuant to separate documentation. This sheet September 2024 contains statements about future events and expectations that are forward-looking statements. Such statements typically contain words such as "expects" and "anticipates" and similar words. Any statement in this material that is not a statement of historical fact is a forward-looking statement that involves known and unknown risks and none of the information should be taken as forecasts or promises nor as implying any indication, assurance or guarantee that the assumptions on which the content has been prepared are correct or exhaustive. Past performance is not necessarily indicative of future results. The information in this sheet are provided at the date of writing and are subject to change without notice. There is no obligation to update or modify this information if there are changes. No representation or warranty, express or implied, is made or given by or on behalf of SHUAA the Group, or any of their shareholders, affiliates, directors, employees, agents or advisers or any other person as to the accuracy, completeness or fairness of the information or opinions contained in this presentation. Neither SHUAA nor the Group nor any of their respective shareholders, affiliates, directors, employees, agents or advisers or any other person accepts any liability (in negligence or otherwise) whatsoever for any arising from any use of this contents or otherwise arising in connection herewith. This presentation does not constitute a recommendation regarding the purchase of any financial instrument. The recipient is strongly advised to seek their own independent advice in relation to any investment, financial, legal, tax, accounting or regulatory issues discussed herein.