

Investment objective

SHUAA Global Equity Fund is an actively managed fund focused on maximizing capital growth through a diversified portfolio of Sharia-compliant global equities. The fund targets high-quality, high-growth businesses that we believe are currently undervalued. The fund invests across most sectors and regions globally.

Fund Manager Commentary

US markets rallied strongly in response to a decisive victory for Trump in the US presidential elections, but other markets struggled on speculation that the US economy will benefit from tax cuts and deregulation, but global trade will suffer from a renewed wave of tariffs. In the US both the S&P and the Nasdaq rose by over 5% but the standout performer was the Russel 2000 which popped by over 10% driven by a huge rally in regional banks. The promise of deregulation is leading to speculation that there will be a significant amount of M&A in the sector over the next few years. Elsewhere Europe managed to post a modest 1% rise but the most likely victims of tariffs in Asia fell with China down over 4%, Japan down 0.5% and the overall emerging markets index down 3.7%.

The best performing sectors were those that are expected to be the biggest beneficiaries of a Trump presidency. Top of the pile was Autos, up 35% driven mainly by Tesla as despite the promise of tariffs and the removal of subsidies, Musk's involvement in government is driving shares higher. GM and Ford also had good months on the prospect of reduced competition as overseas competitors are priced out of the market. Domestically focused businesses across the board were also strong as they should be less exposed to global trade disruption but benefit from lower taxes. On the downside were the likes of Healthcare on concerns that the nomination for health secretary is vocally opposed to many treatments. Also sectors expected to suffer most from tariffs such as chemicals did poorly.

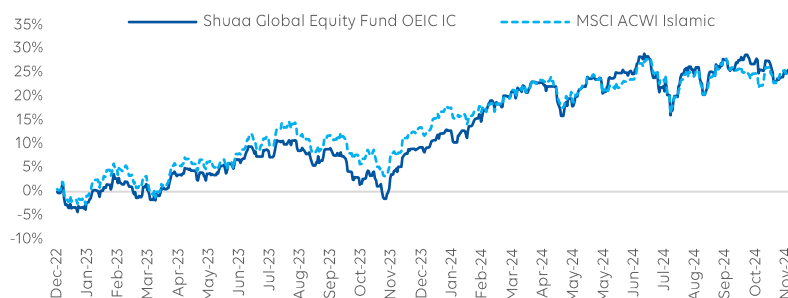
Amongst standout performers in the fund were a host of software businesses that are showing evidence that AI will be a key driver of growth in the years ahead as customers begin to take up premium AI embedded products. Salesforce 13%, ServiceNow 12%, Nutanix 5% and SAP 5% all driven by stronger than expected results and plenty of bullish commentary on the future of AI. Also Amazon rose 11% as their focus on strong revenue growth with increasing profitability drove much better than expected earnings last quarter. On the downside as mentioned above were healthcare stocks and non US businesses that may have to face increased costs of trade due to tariffs.

With the upcoming transition in the US, speculation on future policy is driving short term market movements. As seen in 2016 however, many policies that are announced are either watered down or never come to pass, whilst new policies will no doubt appear. There seems little doubt that global trade will be disrupted however, with tariffs seemingly a key policy tool. As such we have been moving more into domestic US businesses that are benefitting from domestic investment in data centers and manufacturing. We continue to focus on the longer term with quality businesses that we believe will generate strong returns over time regardless of short term volatility.

Return Statistics

	MTD	3M	6M	YoY	YTD	Inception
SHUAA Global Equity Fund	0.6%	-0.5%	3.8%	15.0%	11.3%	25.5%
MSCI ACWI Islamic	2.9%	0.0%	3.3%	10.7%	6.6%	25.4%

Fund Returns Since Inception



*Performance Fees of 15% charged since inception until June 2024

Fund Facts

Inception Date	Dec 2022
Domicile	Abu Dhabi Global Markets
Fund Currency	USD
Asset Class	Equities
Geography	Global
Type	Islamic
ISIN	AE000A3CSWT0
Number of Holdings	41
Subscriptions/Fees	Daily / 0%
Redemptions/Fees	Daily / 0%
Leverage	0%
TER / Mgmt Fee	1.9% / 1.5%
Performance Fee	Zero
Fund Manager	Jacob Robbins
Co Fund Manager	Aarthi Chandrasekaran
Investment Manager	SHUAA GMC Limited

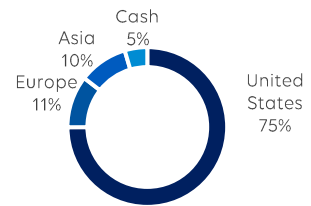
Portfolio Statistics

Fund AUM	\$73.1m
NAV per Share	125.5

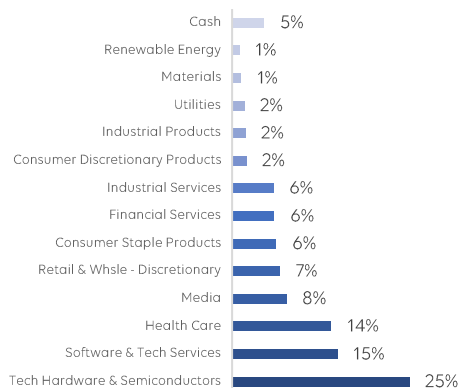
Performance

Annualised return	12.1%
Sharpe ratio	0.8
Tracking error	3.3%

Regional Allocation



Sector Allocation



Top Five Holdings (Excluding cash)		Fund Metrics		Regional MTD Performance	
Apple Inc	8.8%	Dividend Yield	1.3%	United States	5.7%
Microsoft Corp	7.9%	PB (12m Forward)	17.1x	Japan	1.2%
Nvidia Corp.	5.9%	PE (12m Forward)	25.6x	United Kingdom	1.1%
Amazon.com INC	5.6%	EV/EBITDA (12m Forward)	18.0x	Europe	-1.8%
Alphabet Inc - CL A	4.8%	RoE	50.9%	Emerging Markets	-3.7%

Top Five Performers (November)		Bottom Five Performers (November)	
Quanta Services Inc	14.2%	Marqeta Inc- A	-31.4%
Salesforce.Com Inc	13.3%	Wolfspeed Inc	-28.0%
ServiceNow	12.5%	Samsung SDI	-23.1%
Amazon.com INC	11.5%	Amentum Holdings Inc	-18.1%
Stryker Corp	10.1%	Vestas Wind Syst	-17.4%

Fund Management Sales	Address
+971 2 610 8290	SHUAA GMC Limited
Amsales@shuaa.com	Al Khatem Tower, Floor 32
	ADGM Square, Al Maryah Island
	P.O. Box 764606, Abu Dhabi, UAE

Disclaimer: The opinions presented herein are based on general information at the time of writing and are subject to change without notice. SHUAA GMC Limited ("SHUAA"), SHUAA Capital psc ("SHUAA Capital"), and/or affiliate companies (together with SHUAA and SHUAA Capital, the "Group") does not and do not guarantee its accuracy or completeness. Shuaa GMC Limited is the "Investment Manager" (IM) which is a prudential category 3C licensed firm regulated by Abu Dhabi Global Market ("ADGM") Financial Services Regulatory Authority ("FSRA"). This information is intended only for qualified institutional investors that are professional clients or market counterparties, not an individual natural person. The content is provided within the UAE by SHUAA. No regulatory authority have reviewed or approved this content. This sheet is provided for informational purposes only. It is not an offer to sell or issue, or any solicitation of any offer to purchase, subscribe for or otherwise acquire, any securities, and nothing contained herein shall form the basis of any contract or commitment. Any offering related to the subject matter of this communication will be made pursuant to separate documentation. This sheet November 2024 contain statements about future events and expectations that are forward-looking statements. Such statements typically contain words such as "expects" and "anticipates" and similar words. Any statement in this material that is not a statement of historical fact is a forward-looking statement that involves known and unknown risks and none of the information should be taken as forecasts or promises nor as implying any indication, assurance or guarantee that the assumptions on which the content has been prepared are correct or exhaustive. Past performance is not necessarily indicative of future results. The information in this sheet are provided at the date of writing and are subject to change without notice. There is no obligation to update or modify this information if there are changes. No representation or warranty, express or implied, is made or given by or on behalf of SHUAA, the Group, or any of their shareholders, affiliates, directors, employees, agents or advisers or any other person as to the accuracy, completeness or fairness of the information or opinions contained in this presentation. Neither SHUAA nor the Group nor any of their respective shareholders, affiliates, directors, employees, agents or advisers or any other person accepts any liability (in negligence or otherwise) whatsoever for any arising from any use of this contents or otherwise arising in connection herewith. This presentation does not constitute a recommendation regarding the purchase of any financial instrument. The recipient is strongly advised to seek their own independent advice in relation to any investment, financial, legal, tax, accounting or regulatory issues discussed herein.