

Investment objective

SHUAA North America Equity Fund is an actively managed fund focused on maximizing capital growth through a diversified portfolio of Sharia-compliant North America equities across most sectors in that region. The fund targets high-quality, high-growth businesses that we believe are currently undervalued.

Fund Manager Commentary

Stocks fell and bonds rallied as uncertainty around US trade policies began to show up in weaker economic data. The S&P fell 3.2% with technology leading declines as the Nasdaq fell 4.9%. Smaller companies fared even worse dropping by over 8%. Interestingly non US markets rallied as investors rotated out of more expensive US markets into relatively cheaper options such as Europe +5.3%, Japan +0.3% and China which jumped 14% on optimism over their potential leading position in AI and further government stimulus. This kind of outperformance from the rest of the world over the US has rarely been seen for many years. Also defensive sectors such as Consumer Staples were suddenly in favor as the market rotated out of the past few years winners. Staples rose 5.5%, Real Estate rose 5.1% on lower bond yields, and Healthcare rose 1.3%. To the downside were Consumer Discretionary -10.3% and Communications -7.5%.

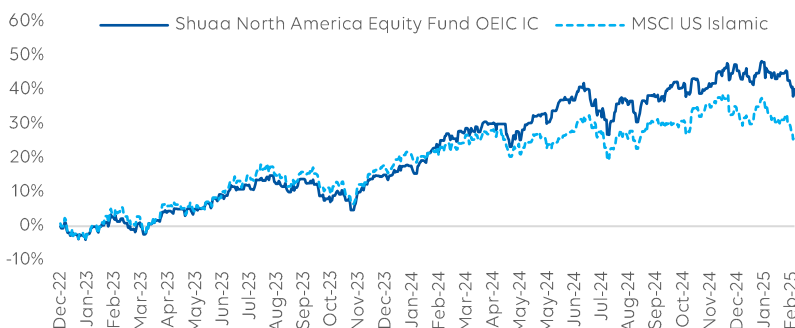
On a stock basis, Discretionary was so bad largely due to Tesla falling 28% as the reality of tumbling car sales in Europe and China and the cost of tariffs for the auto industry weighed heavily on the high valuations of a stock based on hope of future technological break throughs. The other mega caps in the magnificent 7 also struggled with Alphabet -16% and Amazon -11% the worst of the rest. The best performers included high quality growth stocks from sectors such as Health and Staples which all performed strongly with Eli Lilly rising 13% on continued strong growth of anti-obesity drugs. Coca-Cola rose 12% on continued strong growth in the drinks business, as did Pepsi up 9%. J&J also joined in on solid growth outlooks for their pharmaceutical portfolio, adding 9%. There were also some bright spots in tech as Nutanix reported acerating growth as they continue to benefit from positive desktop virtualization trends, rising 12%.

After 2 years of 20%+ returns for global equities, this year the outlook appears less favorable with the US trade policies and high valuations in US markets likely to weigh on performance. High quality companies in the Staples and Health sectors will likely continue to outperform a more volatile market as their business models tend to be much more defensive. Investment in technology such as AI and data centers is continuing at a great pace, so whilst these stocks have performed poorly so far this year their growth remains far superior to the wider market and will remains core holdings in the portfolio. We continue to avoid cyclical stocks that are most at risk from the potential trade war that the US seems to be pursuing.

Return Statistics

	MTD	3M	6M	YoY	YTD	Inception
SHUAA North America Equity	-3.4%	-1.2%	2.5%	9.7%	-2.1%	40.2%
MSCI US Islamic	-4.1%	-6.2%	-0.7%	1.2%	-2.7%	27.1%

Fund Returns Since Inception



Fund Facts

Inception Date	Dec 2022
Domicile	Abu Dhabi Global Markets
Fund Currency	USD
Asset Class	Equities
Geography	North America
Type	Islamic
ISIN	AE000A3CSWS2
Number of Holdings	32
Subscriptions/Fees	Daily / 0%
Redemptions/Fees	Daily / 0%
Leverage	0%
TER / Mgmt Fee	1.9% / 1.5%
Performance Fee	Zero
Fund Manager	Jacob Robbins
Co Fund Manager	Aarthi Chandrasekaran
Investment Manager	SHUAA GMC Limited

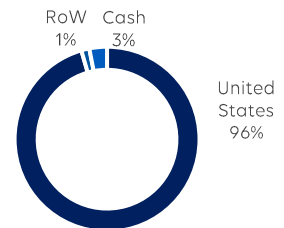
Portfolio Statistics

Fund AUM	\$26.7m
NAV per Share	140.2

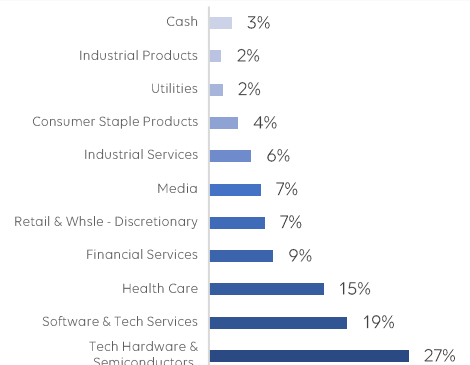
Performance

Annualised return	16.3%
Sharpe ratio	1.1
Tracking error	6.9%

Regional Allocation



Sector Allocation



*Performance Fees of 15% charged since inception until June 2024

Top Five Holdings (Excluding cash)	
Apple	12.7%
Microsoft Corp	10.6%
Nvidia Corp	9.1%
Amazon.com	7.7%
Alphabet	7.2%

Fund Metrics	
Dividend Yield	1.1%
PB (12m Forward)	22.1x
PE (12m Forward)	25.3x
EV/EBITDA (12m Forward)	18.6x
RoE	60.7%

Sector MTD Performance	
Consumer Staples	5.6%
Real Estate	4.1%
Energy	3.3%
Health Care	1.4%
Financials	1.3%
Utilities	1.2%
Materials	-0.2%
Information Technology	-1.4%
Industrials	-1.6%
Communication Services	-6.3%
Consumer Discretionary	-9.4%

Top Five Performers (November)	
Eli Lilly & Co	13.5%
Coca-Cola	12.2%
Nutanix	11.8%
Marqeta	8.6%
Johnson & Johnson	8.4%

Bottom Five Performers (November)	
Alphabet	-16.5%
Constellation Energy Corp	-16.5%
Quanta Services	-15.6%
Taiwan Semiconductor	-13.8%
Salesforce.Com	-12.8%

Fund Management Sales
+971 2 610 8290
Amsales@shuua.com

Address
SHUAA GMC Limited
Al Khatem Tower, Floor 32
ADGM Square, Al Maryah Island
P.O. Box 764606, Abu Dhabi, UAE

Disclaimer: The opinions presented herein are based on general information at the time of writing and are subject to change without notice. SHUAA GMC Limited ("SHUAA"), SHUAA Capital psc ("SHUAA Capital"), and/or affiliate companies (together with SHUAA and SHUAA Capital, the "Group") does not and do not guarantee its accuracy or completeness. Shuua GMC Limited is the "Investment Manager" (IM) which is a prudential category 3C licensed firm regulated by Abu Dhabi Global Market ("ADGM") Financial Services Regulatory Authority ("FSRA"). The information is intended only for qualified investors that meet the criteria set by the FSRA as professional clients or market counterparties, and is not intended for retail clients. The content is provided within the UAE by SHUAA. No regulatory authority have reviewed or approved this content. This sheet is provided for informational purposes only. It is not an offer to sell or issue, or any solicitation of any offer to purchase, subscribe for or otherwise acquire, any securities, and nothing contained herein shall form the basis of any contract or commitment. Any offering related to the subject matter of this communication will be made pursuant to separate documentation. This sheet February 2025 contain statements about future events and expectations that are forward-looking statements. Such statements typically contain words such as "expects" and "anticipates" and similar words. Any statement in this material that is not a statement of historical fact is a forward-looking statement that involves known and unknown risks and none of the information should be taken as forecasts or promises nor as implying any indication, assurance or guarantee that the assumptions on which the content has been prepared are correct or exhaustive. Past performance is not necessarily indicative of future results. The information in this sheet are provided at the date of writing and are subject to change without notice. There is no obligation to update or modify this information if there are changes. No representation or warranty, express or implied, is made or given by or on behalf of SHUAA, the Group, or any of their shareholders, affiliates, directors, employees, agents or advisers or any other person as to the accuracy, completeness or fairness of the information or opinions contained in this presentation. Neither SHUAA nor the Group nor any of their respective shareholders, affiliates, directors, employees, agents or advisers or any other person accepts any liability (in negligence or otherwise) whatsoever for any arising from any use of this contents or otherwise arising in connection herewith. This presentation does not constitute a recommendation regarding the purchase of any financial instrument. The recipient is strongly advised to seek their own independent advice in relation to any investment, financial, legal, tax, accounting or regulatory issues discussed herein.